

Survey of Progress towards IWRM

Japan Water Forum

Outline of the Survey

Background

- JWF and partners organized the International Conference on IWRM in December 2004 in Tokyo
 - Statement: “Recommendation on IWRM and Water Efficiency Plans”
- As stated in the recommendation:
 - International society should assume a firm role in monitoring and supporting full-scale IWRM implementation in each country

Goals

- To evaluate the progress towards IWRM implementation in each country based on the questionnaire **at the government level.**
- To expedite the preparation of IWRM and IWRM implementation
- To stimulate activities to monitor the IWRM

Method of the Survey

Evaluation of the Progress towards IWRM

Method 1

State of country's efforts towards IWRM

Method 2

Current situation of water resources in each country

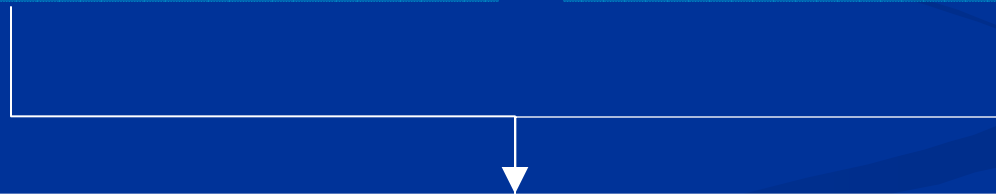


Source of evaluation is:



“Follow Up Survey of the PWA” by Japanese Gov.

Water related indicators



Evaluation of state of the progress towards IWRM

Method (1)

State of **country's efforts** towards
IWRM

What is the PWA?

■ The Ministerial Declaration on the WWF3 (2003)

"We welcome the proposal to establish a new network of website to follow up the **Portfolio of Water Actions (PWA)** that will publicize actions planned and taken on water-related issues by countries and international organizations in order to share information and promote cooperation."

~ Clause 9 ~

PWA website <http://www.pwa-web.org/>

Follow-up Survey of the PWA is :

- Carried out by Japanese government

To enhance the PWA to contribute to the accomplishment of Agenda 21 and the MDGs through the resolution of water issues.

- Survey Period : July 2005 ~ January 2006

- Questionnaire survey

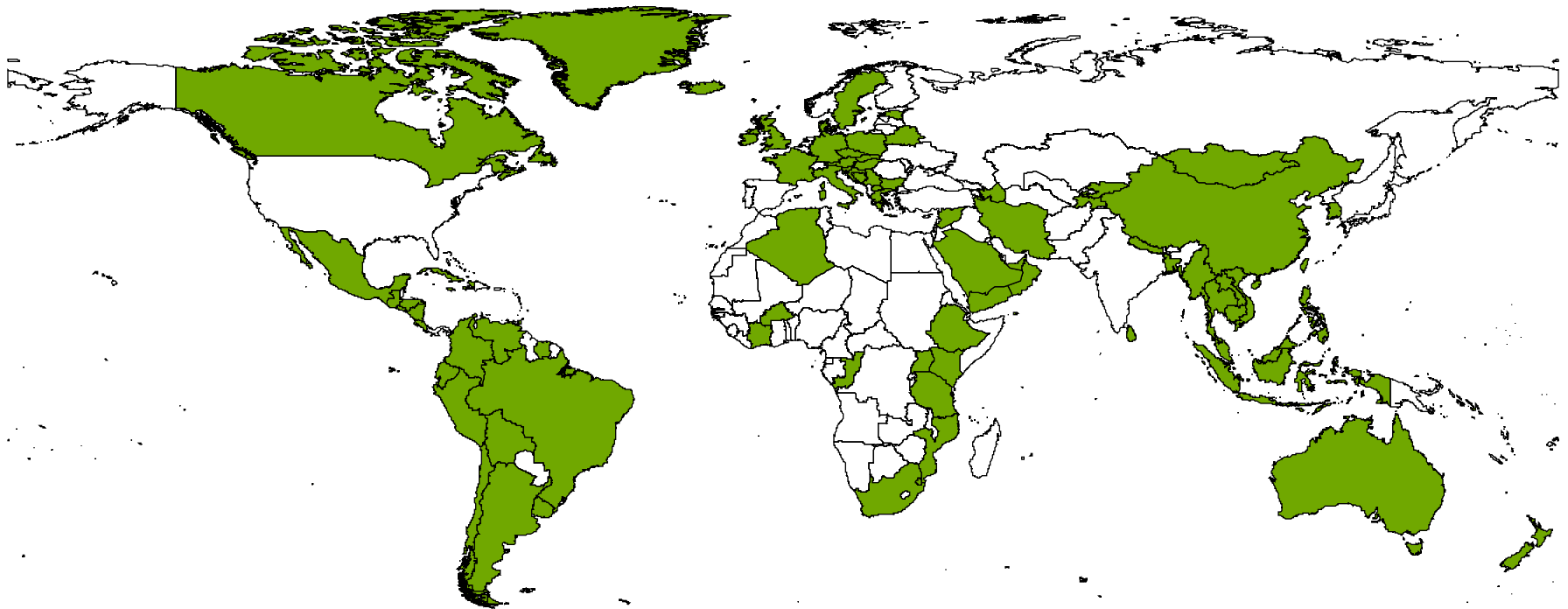
- Respondent :

Almost all members of the United Nations (191 countries)

Number of responses: 94

Responded Countries

as of the end of Jan. '06



Legend :

□ NO Response

■ Responded Country

Referring Method to the Concept of IWRM from the PWA Follow-up Survey

Follow Up Survey of PWA

Country Information

Country's Efforts toward the PWA

Management systems of water resources

State of basic data related to water resources

Survey of Progress towards IWRM (JWF)

Water resources management organizations

Cannot be applied

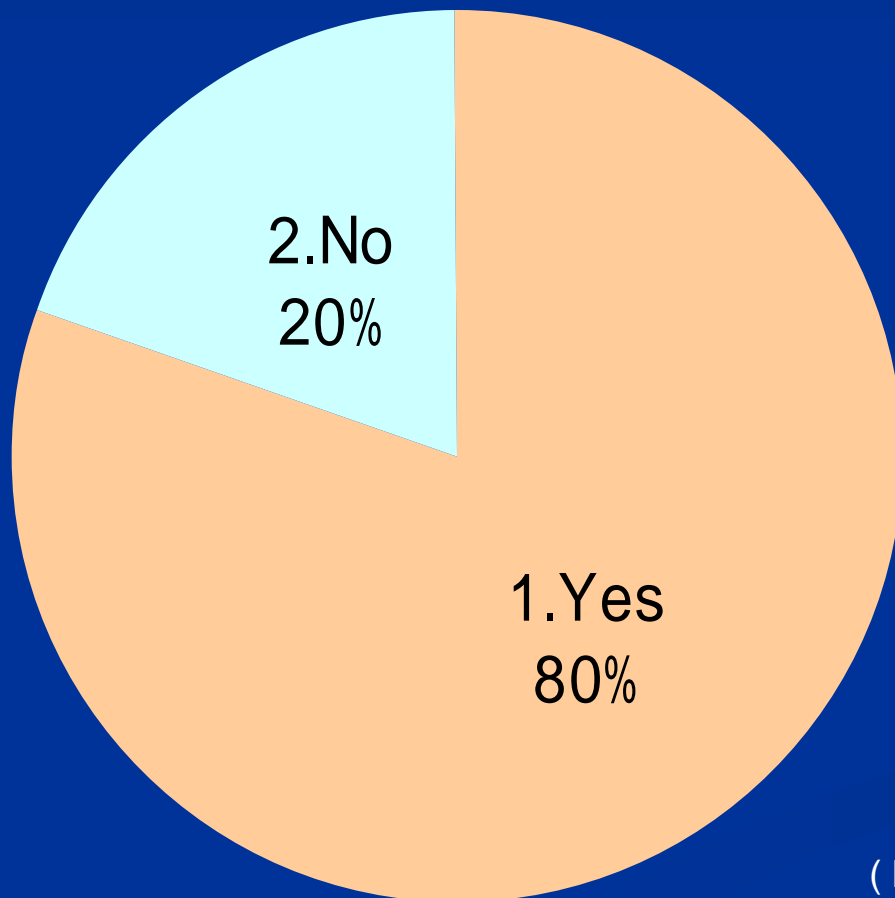
Water resources management measures

Basic data



A Sample of Questionnaire(1)

Q2-2 Do you have country-level organization(s) for the management of all water resources?

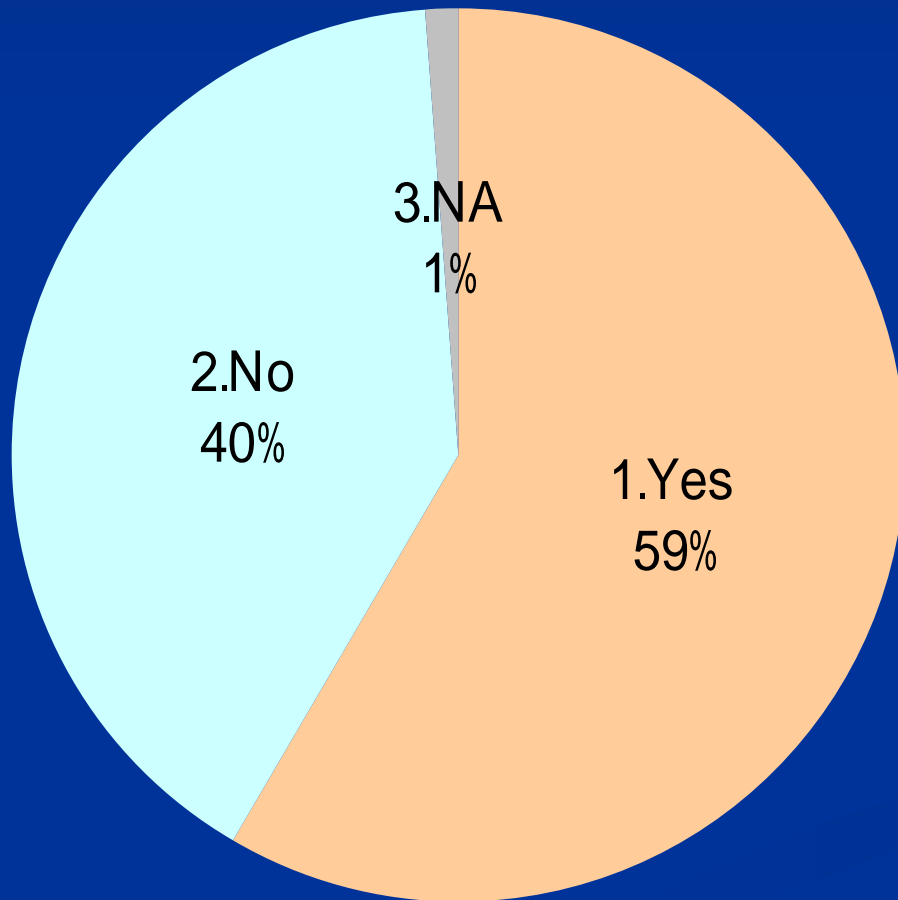


- National Directorate for Environment and Water (Hungary)
- Ministry of Water Resources (Ethiopia)
- Ministry of Water Resources and Meteorology (Cambodia)
- etc

(Number of effective responses :82)

A Sample of Questionnaire(2)

Q8-5 Do you have comprehensive legal framework(s) to manage all water resources?

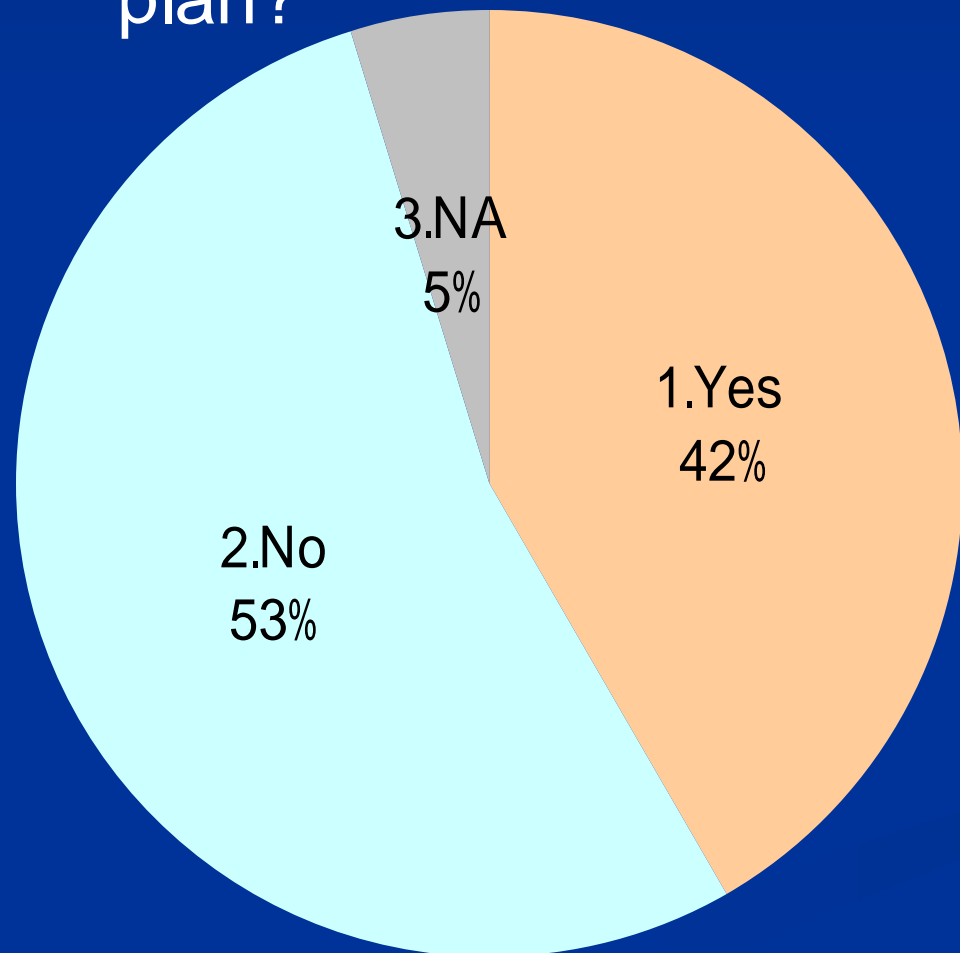


- Act LVII(1995) on water management (Hungary)
 - Water Resources Management Proclamation, Water Management Regulation (Ethiopia)
 - Ministry of Water Resources and Meteorology (Cambodia)
- etc

(Number of effective responses :82)

A Sample of Questionnaire(3)

Q9-5 Do you have comprehensive plan(s), which is designed to manage all water resources in a single plan?



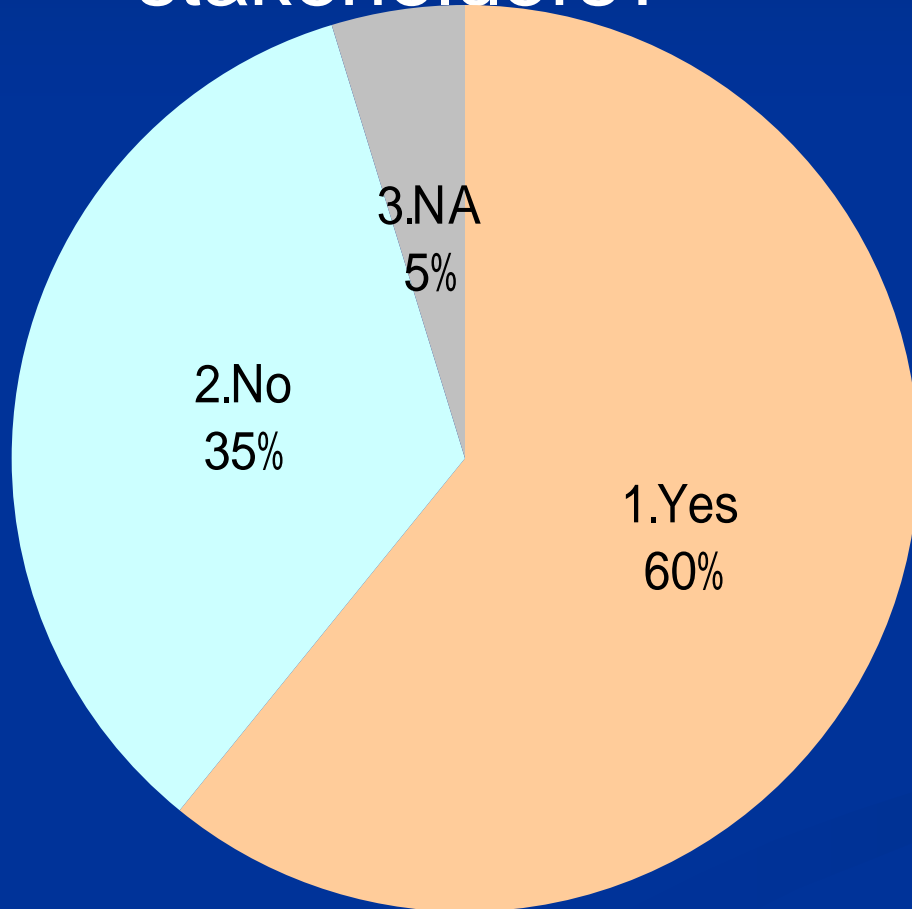
- Water Sector Development Program (Ethiopia)

etc

(Number of effective responses :82)

A Sample of Questionnaire(4)

Q13-1 Do you have any legal frameworks for promoting participation of various stakeholders?



- Government Decree 22/2004 on RMB Planning (Hungary)
- Water Resources Management Policy (Ethiopia)

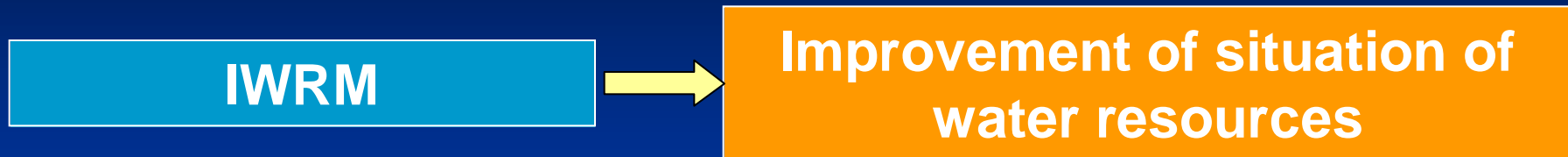
etc

(Number of effective responses :82)

Survey Method (2)

Current **situation of water resources** in each country

Selecting the indicator



Indicators related to IWRM from MDG indices were selected.

1. Proportion of population with access to improved sanitation (%)
2. Proportion of population with sustainable access to an improved water source (%)

Evaluation of state of the progress towards IWRM

Mapping of the result

Scoring

Method 1 : Questionnaire

Water resources management organizations (Max:10pts)

Water resources management measures (Max:75pts)

Basic data (Max:15pts)

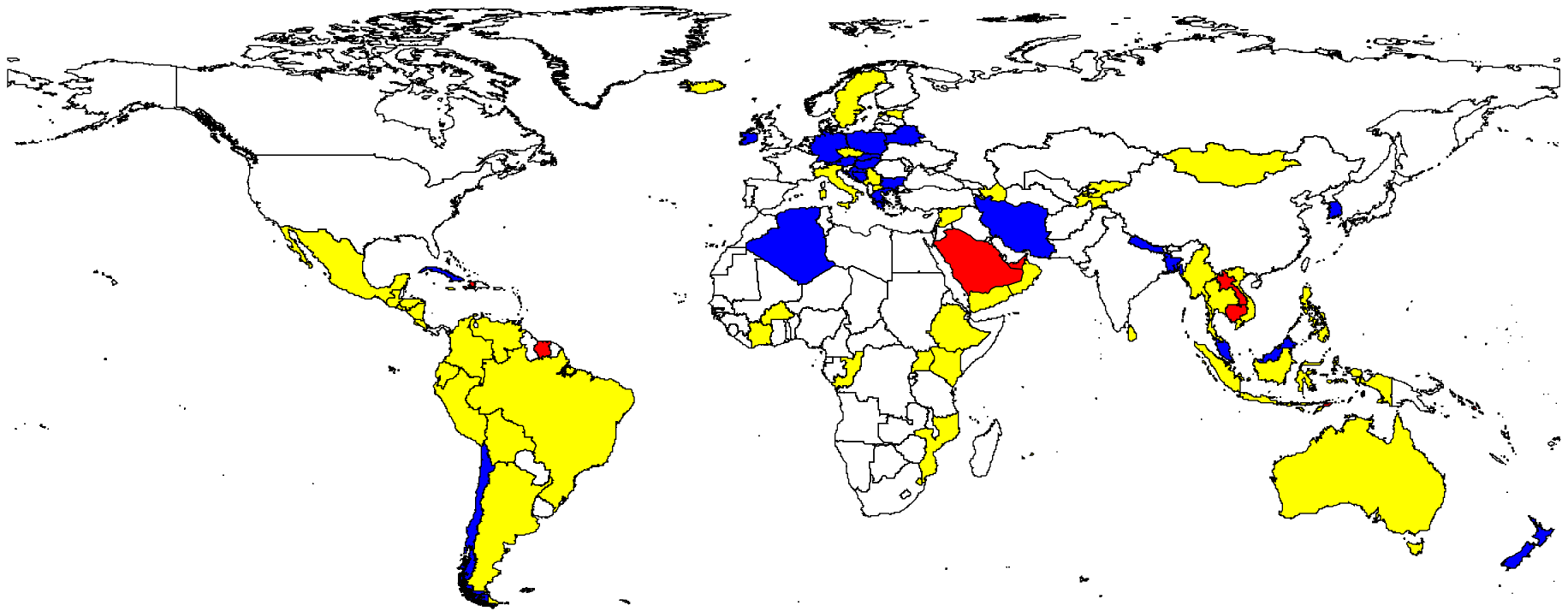
Method 2 : Indicators

Population with sustainable access to improved sanitation (Max:10pts)

Population with sustainable access to an improved water source (Max:10pts)

Evaluate total points
(Max:120pts)

IWRM Evaluation Map



	Good Progress	23 countries (28%)
	Some Steps	47 countries (57%)
	Initial Stages	12 countries (15%)
	No Data	

Conclusions and Future work

- This survey is
 - Based on the questionnaire at the government level and water related indicators
 - To evaluate the progress of the IWRM
 - To contribute to the implementation of IWRM
- Results

Good Progress	28%
Some Steps	57%
Initial Stages	15%
- More detail survey is necessary to monitor the progress of IWRM under the collaboration with international organizations.