



Libertad y Orden

**Ministry of Environment, Housing and Territorial
Development**

República de Colombia



Libertad y Orden

Ministerio de Ambiente, Vivienda y
Desarrollo Territorial
República de Colombia



**FOLLOW-UP
CONFERENCE OF THE INTERNATIONAL YEAR OF
SANITATION**

**DELIVERING SUSTAINABLE SANITATION SERVICES TO
COLOMBIAN CITIZENS**

EDGAR PULECIO

**STRATEGIC INVESTMENT DIRECTOR
VICE MINISTRY OF WATER AND SANITATION**

JANUARY 2010



AGENDA

1. Ministry of Environment description
2. General information about Colombia
3. Structure of the Water and Sanitation sector in Colombia
4. Current conditions of the water and sanitation sector
5. Strategies to improve the current conditions
6. Goals we are trying to achieve



Ministry of Environment, Housing and Territorial Development

Vice Ministry
of
Environment

Vice Ministry
of Housing

Vice Ministry
of Water and
Sanitation

National entity responsible for policy making of:

- ✓ Environment
- ✓ Housing
- ✓ Urban development
- ✓ Drinkable water and basic sanitation.



Ministerio de Ambiente, Vivienda y
Desarrollo Territorial
República de Colombia



GENERALITIES

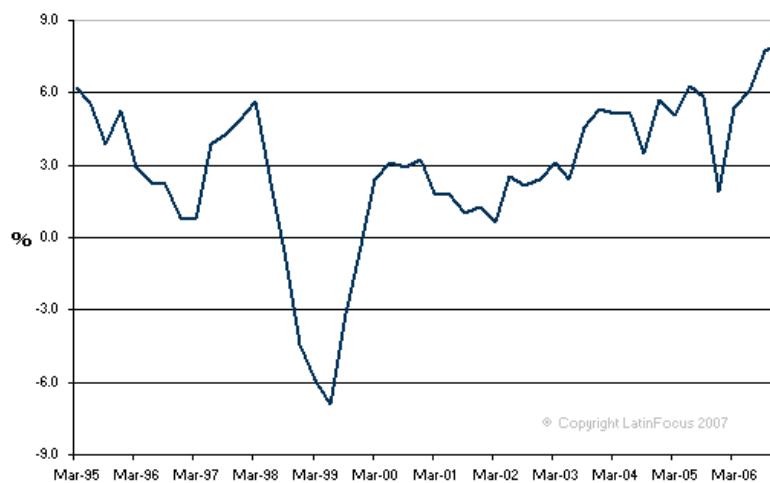
República de Colombia

- 32 Departments
- 1099 Municipalities
- Population 44.5 millions
- Population Density: 36 hab/km²
- GDP per capita U\$D:7200 ▶



Ministerio de Ambiente, Vivienda y
Desarrollo Territorial
República de Colombia

GROSS DOMESTIC PRODUCT GROWTH

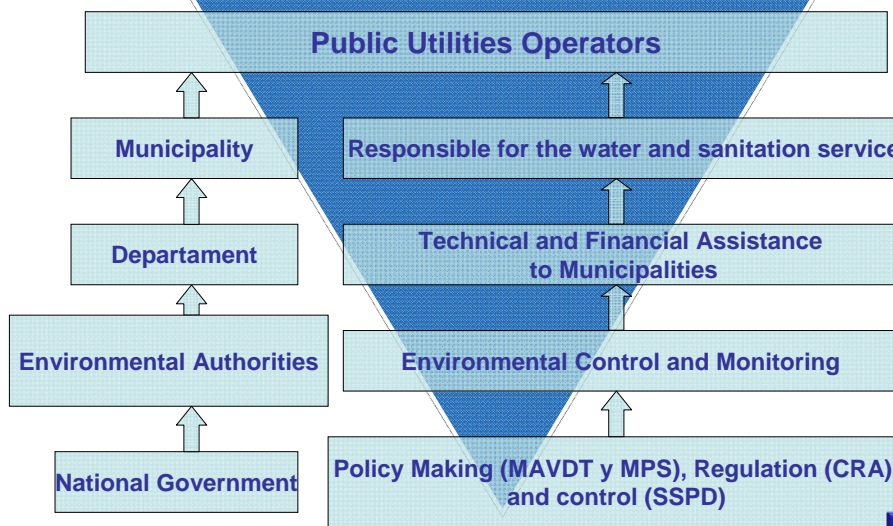


© Copyright LatinFocus 2007





INSTITUTIONAL STRUCTURE

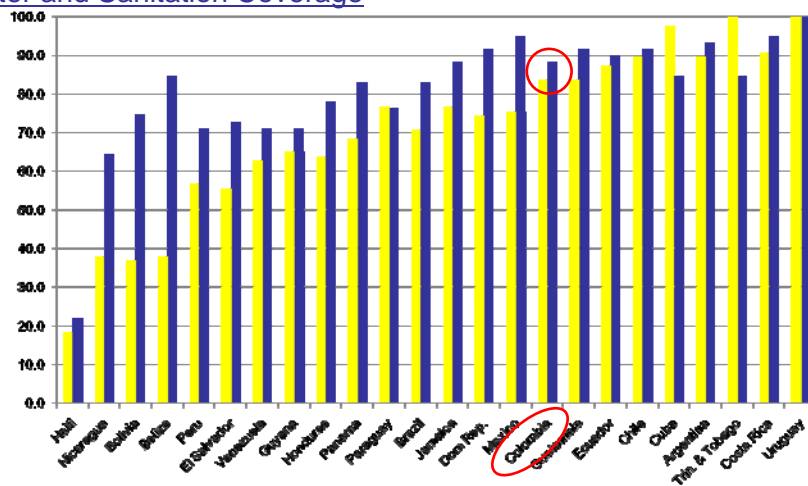


A



COLOMBIA AND LATIN AMERICA

Water and Sanitation Coverage



Source: Environmental Performance Index (Yale & Columbia)



Ministerio de Ambiente, Vivienda y
Desarrollo Territorial
República de Colombia



Focusing Efforts and Economical Resources

According to the national inventory of the rivers and basins, the national government gave priority to 4 basins due to their high pollution level.

- **Bogotá river basin.**
- **Cauca river basin.**
- **Chicamocha river basin**
- **Medellín River basin.**



Ministerio de Ambiente, Vivienda y
Desarrollo Territorial
República de Colombia



DESCRIPTION OF PRIORITIZED BASINS

BASIN	NUMBER OF MUNICIPALITIES	POPULATION (Thousands)	REQUIRED INVESTMENT (USD millions)	PRODUCED WASTE WATER (M3/S)	WASTE WATER TREATED
Bogotá	42	8,040	1,309.7	27.3	17%
Chicamocha	21	550	56.6	1.9	0%
Cauca	14	4,127	698.0	14.0	27%
Medellín	10	3,273	481.0	11.1	11%
Total	87	16,258	2,545.3		



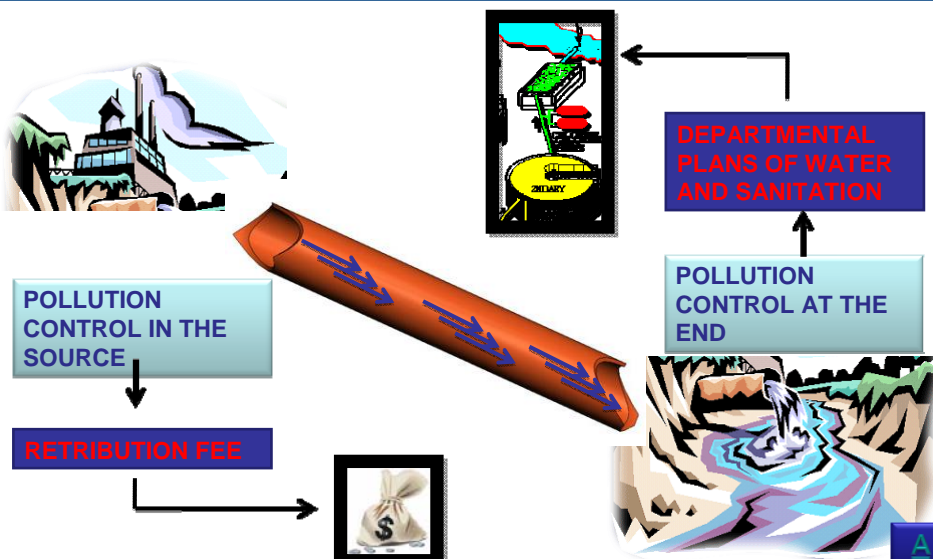
CURRENT SITUATION

MORE THAN **80%** OF THE DOMESTIC WASTE WATER IS BEING Poured DIRECTLY OR INDIRECTLY TO THE WATER BODIES WITHOUT ANY TREATMENT.

A



STRATEGIES FOR CONTROLLING THE WATER POLLUTION





RETRIBUTION FEE

DEFINITION

The retribution fee is an economical instrument that encourages the industries to include in their costs of production the cost of using the environment as a final disposal for their leftovers.

Companies are expected to adopt corrective measures in order to decrease their contamination or pay for throwing away pollutants to the water bodies



THE MAIN STRATEGY

The Goal

The *Departmental Plans for Water and Sanitation* are the strategy developed by the government in order to:

- ✓ Increase the water and sanitation service coverage
- ✓ Increase the percentage of waste water treatment
- ✓ Implement sustainable schemes for delivering water and sanitation services (Specialized operators, Economies of Scale)

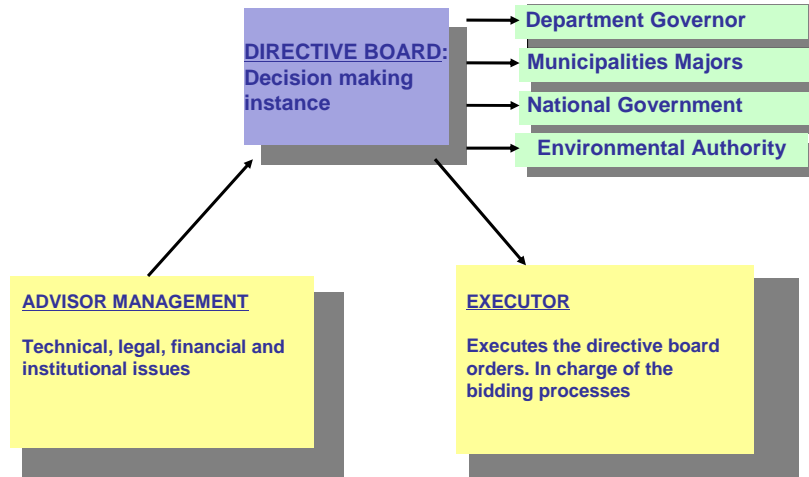
The Principles

- ✓ Articulate the efforts and economical resources among different government levels.
- ✓ Improvement of public utilities companies management
- ✓ Transparent economical resources handling

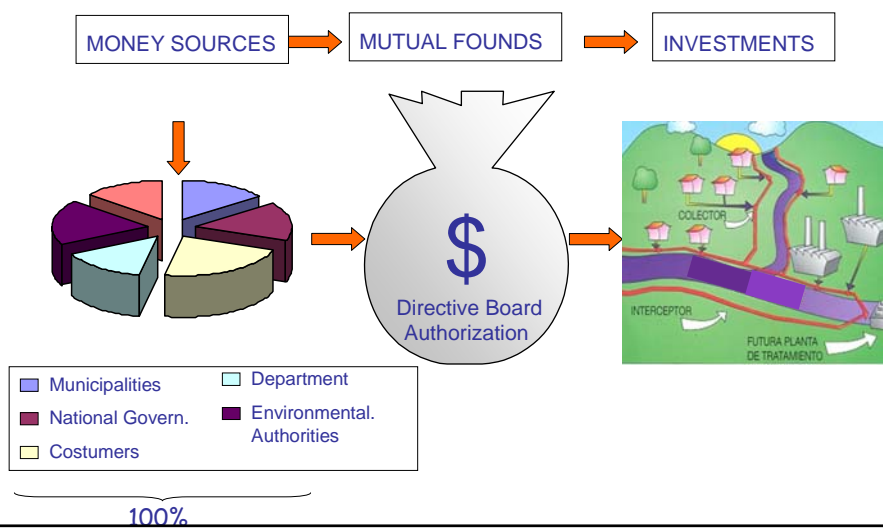


FOLLOWING THE PRINCIPLES

INSTITUTIONAL SCHEME OF OUR STRATEGY



ECONOMICAL RESOURCES HANDLING





SECTOR POLICY TARGET

Sectorial Policy

Provide the necessary tools to ensure the adequate and efficient deliverance of water and sanitation services to all the Colombian inhabitants.

Goals

2010. National Development Plan 2006-2010

2015. Millenium Development Goals

2019. Second Centenary of Colombian Independence



OUR GOALS

	2008 (Baseline)*	2010	New Population (Millions)	2015	New Population (Millions)	2019	New Population (Millions)
Urban Zone							
Water Supply	97,4%	98,5%	4,19	99,4%	3,58	100,0%	10,83
Sewerage	90,2%	94,5%	4,91	97,6%	4,35	100,0%	12,60
Waste Water Treatment	20,0%	30%				50%	
Rural Zone							
Water Supply	68,6%	75,1%	2,32	81,6%	1,02	82,2%	2,70
Sewerage	57,9%	65,5%	1,99	70,9%	0,85	75,2%	2,20

* Nominal Coverage

Source: DNP- DDUPA, Proyecciones Colombia 2019



Ministerio de Ambiente, Vivienda y
Desarrollo Territorial
República de Colombia



Unidad y Orden

GRACIAS!!!
EDGAR PULECIO B

epulecio@minambiente.gov.co

eepuleba@gmail.com

www.minambiente.gov.co