

Follow up conference on IYS 2008
January 26-27, Japan

Case study of Nepal

Suman Prasad Sharma

Country Background



Area: 147,000 km²

Population: 27 million

Per capita income : US\$ 250

Adult literacy : 54 %

Coverage

Water supply : 78 %

Sanitation : 48%

Life expectancy: 54 yrs.

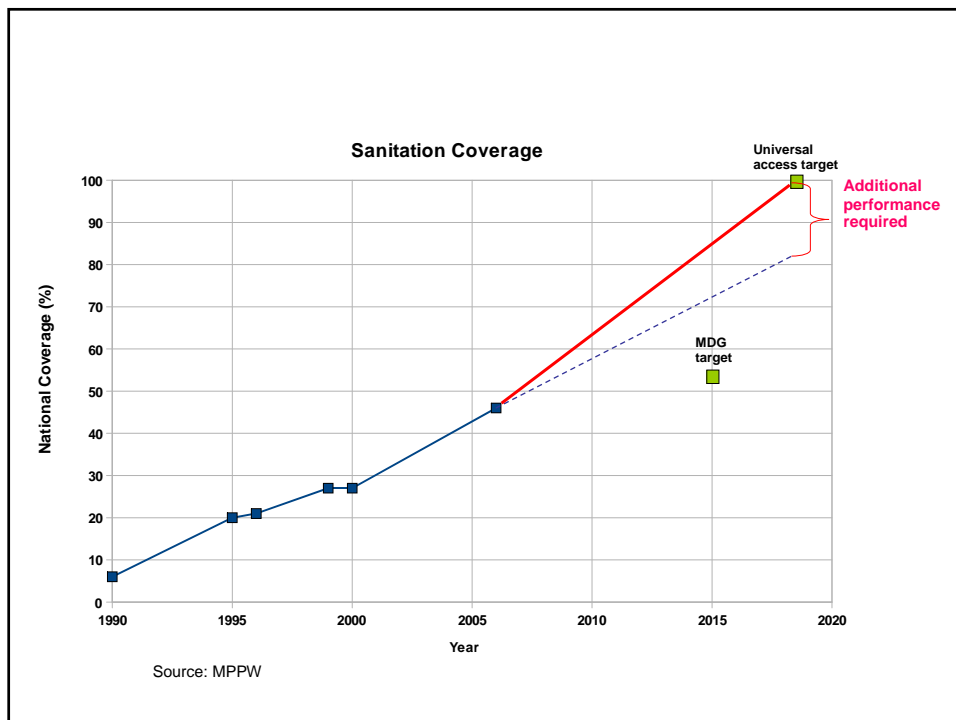
Nepal is pursuing two major targets in the water supply and sanitation sector

MDG 7
Target 10

Halve the population without access to safe water and sanitation by 2015

National
Target

Provide universal access to basic water and sanitation by 2017



Nepal is likely to

- surpass the MDG targets on both water supply and sanitation

but,

- miss her own targets of universal access in both water and sanitation

However,

- there are also controversies on how coverage figures are reported and documented (*inconsistencies with JMP data*)

The situation is.....

- There is a large gap between the coverage figures for water and sanitation (78 % vs 48 %)



Sanitation demands its own priority

- 52 % of the people do not have access to even the most basic sanitation facility, **the toilet**
- Functional status of facilities is unknown and therefore coverage does not reflect the real time situation
(56% of water supply systems need rehabilitation or major repair)

Coverage is only an aggregation of figures reported each year

- Coverage is also a figure only of averages. There are large economic and geographical divides in coverage

- 80% of the rich, but only 12% of the poor have access to a toilet facility

- 27/75 districts have less than 25% coverage

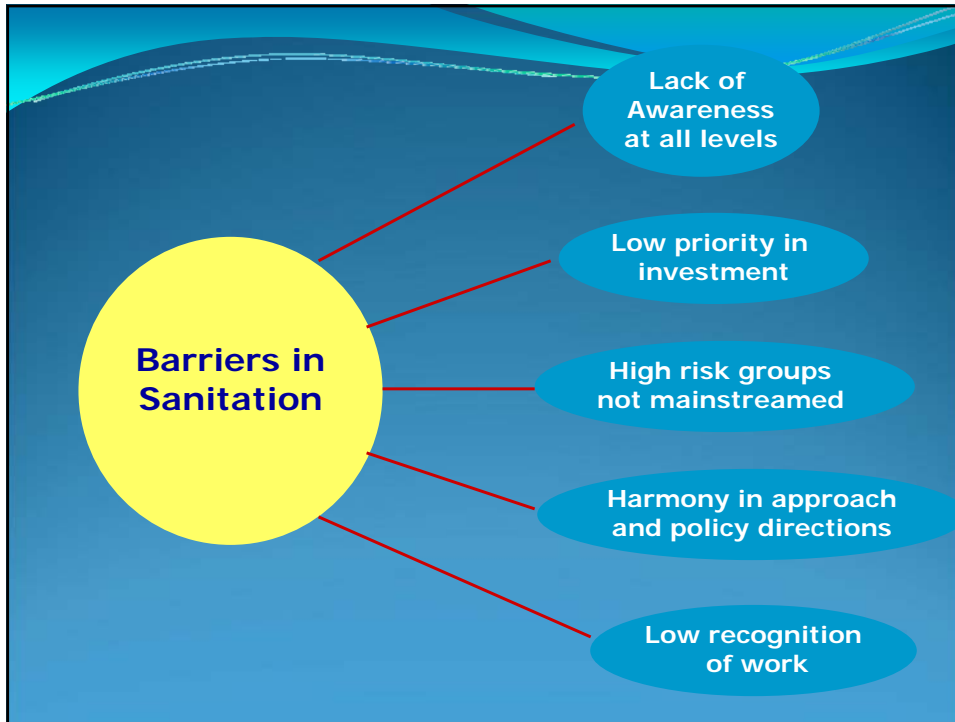
- Only 41% of public/community schools have a latrine of some sort (drop out rate of girl students is very high because of poor toilet facilities). Girl toilets are missing in many cases

- Conventionally sanitation treated as a trail end component of water supply - *Engineering Approach*

- Very few disabled friendly toilet facilities

- Sanitation beyond toilets





Nepal Country Plan for the International Year of Sanitation 2008

International Year of Sanitation-2008 Nepal Desk

Steering Committee for National Sanitation Action
 Transnational, International, Nepal
 January 2008

IYS 2008 provided a platform for a new wave of thinking

A dedicated desk for IYS 2008 was established to coordinate and collaborate the IYS activities undertaken by several agencies

It received good support from stakeholders

-A Country Plan was drawn up by Steering Committee for National Sanitation Action (SCNSA)



- Strategic shift in marketing approach

Sanitation advocated as a matter of dignity and civic duty-
Provocative marketing



Our Toilet, Our Pride





Parliamentarians pledge



Prime Minister's attention



Minister and Policy Makers

Advocacy at highest political levels and policy levels to create recognition for sanitation and sanitation workers

Children as Ambassadors of Change School Led Total Sanitation Approach





Upscaling School Led Total Sanitation 2

शुद्ध पानीले हात धुने सोनी बसालो विश्व हात धुने दिवस साधक पायी

शुद्ध पानीले हात धुने सोनी बसालो विश्व हात धुने दिवस साधक पायी

Shift from Toilet Construction to Total Sanitation Approach

Impacts

- National Master Plan for Sanitation Action initiated
- Separate budget line item from onwards FY 2009/2010
- Influenced the provisions in Urban Water Supply and Sanitation Policy 2009 (Output Based Aid)

Policy Level

Steering Committee for National Sanitation Action activated (membership of over 45 government and non-government organizations)

Program Level

- Inter-ministry coordination improved between Ministries of Physical Planning, Health and Education
- A dedicated School Sanitation Facilities Improvement Program initiated under Ministry of Education
- A Sector Efficiency Unit established in the ministry for promoting innovation and monitoring

Project Level

- more than 40 Village Development Committees and 200 school influence areas declared Open Defecation Free status
- District level master planning initiated by district agencies
- Communities being attracted towards Total Sanitation Programs

(Cleaner Communities)

Way forward.....

Consolidate and sustain the enthusiasm

- Monitoring and helping sustainable use of achievements


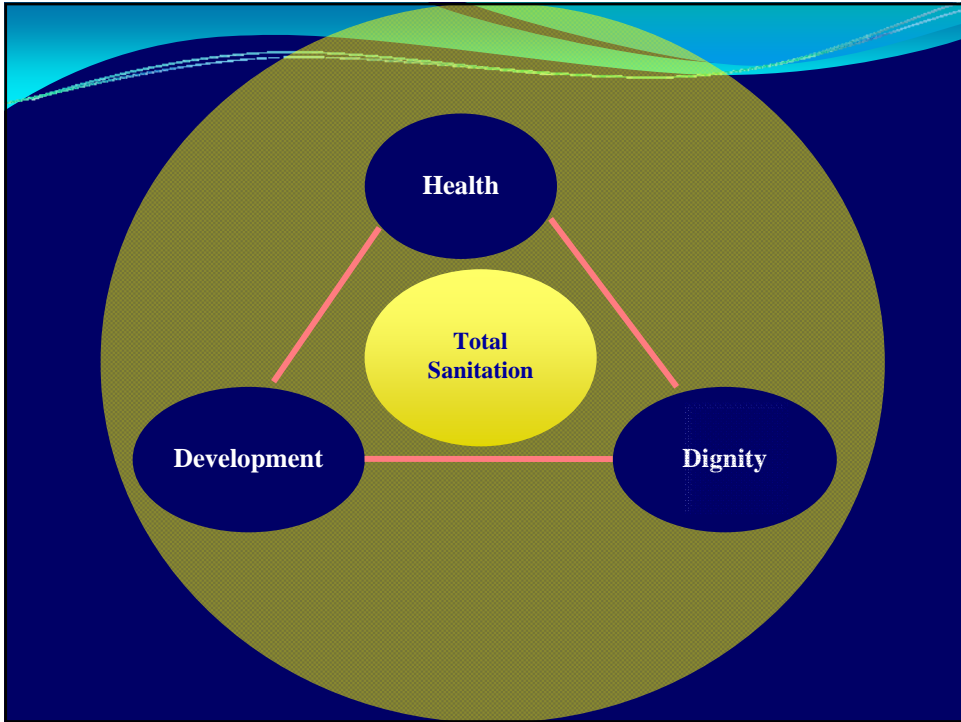
-Scaling up and financing :

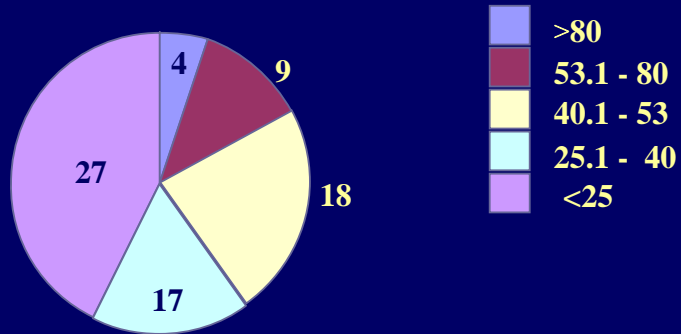
the draft master plan indicates a big resource gap to the order of US\$ 100 million between 2010 ~ 2015

Further coordination and collaboration – from health and education sectors, getting the Private Sector on board for PPP

Stronger focus on urban sanitation – *urbanizing sanitation*

Global and regional learning and networking





No. of districts under each coverage group