

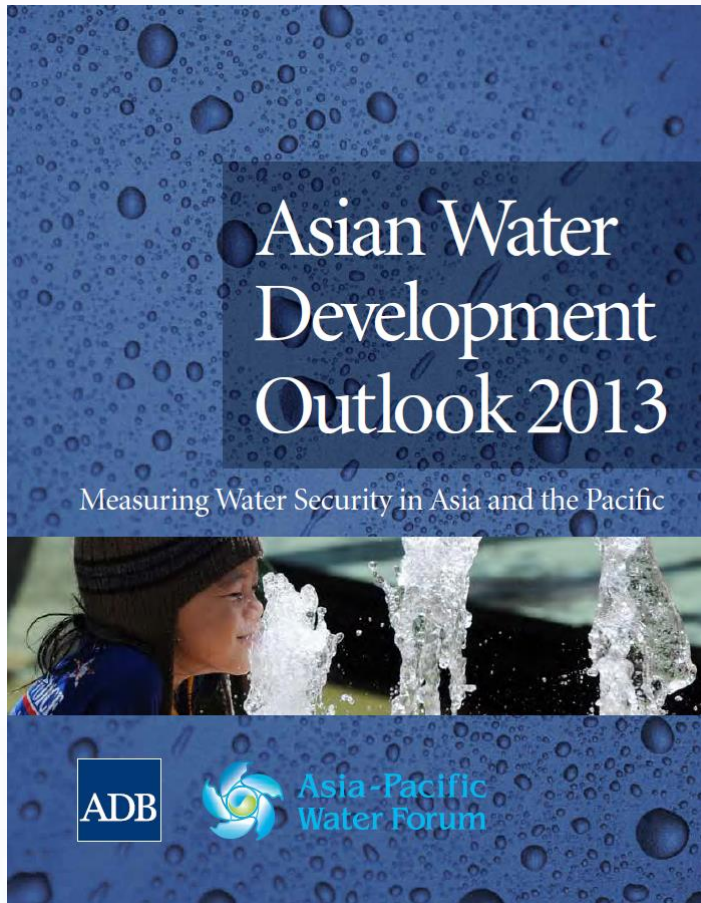
Asian Water Development Outlook (AWDO)

Measuring Water Security in Asia and the Pacific

ADB



Asia-Pacific
Water Forum



Gil Hong Kim
and
Yasmin Siddiqi
(ADB)

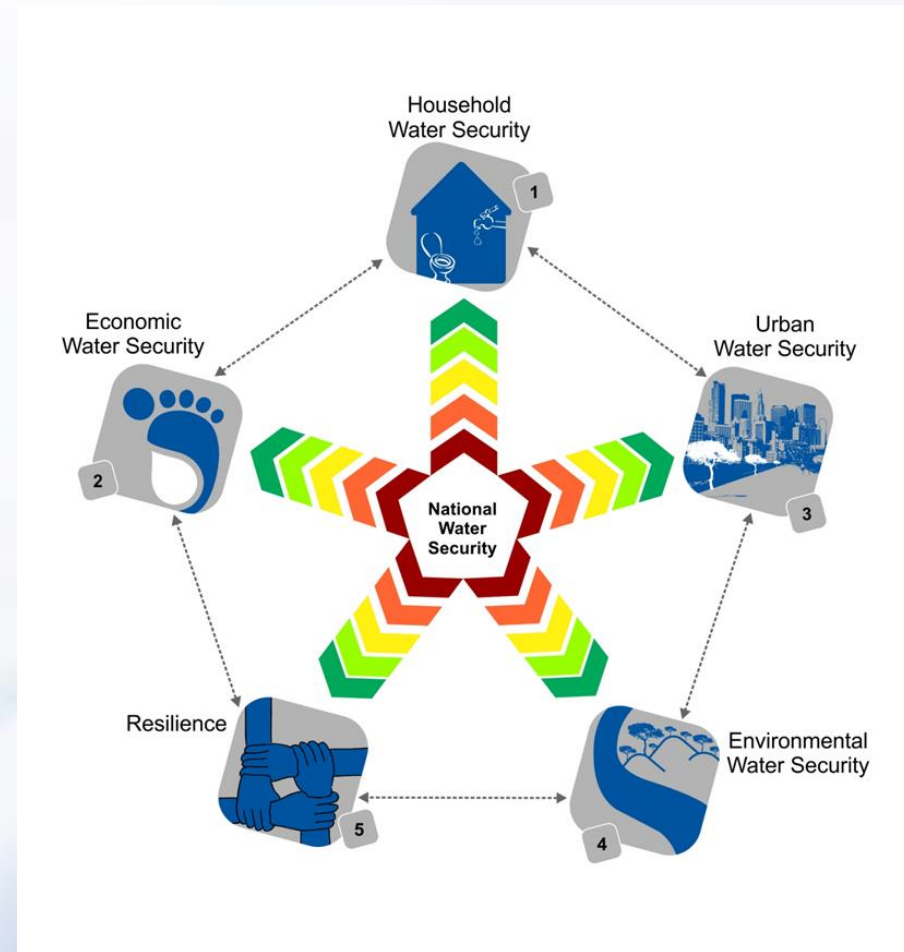
Why AWDO ?

- We want to live in a water secure world
- What is Water Security (WS) and can we measure how water secure we are?
 - we cannot manage what we do not measure
- AWDO mobilized all expertise in the region, leading to:
 - definition of 5 Key Dimensions (KD) of WS
 - an approach to quantify these KDs



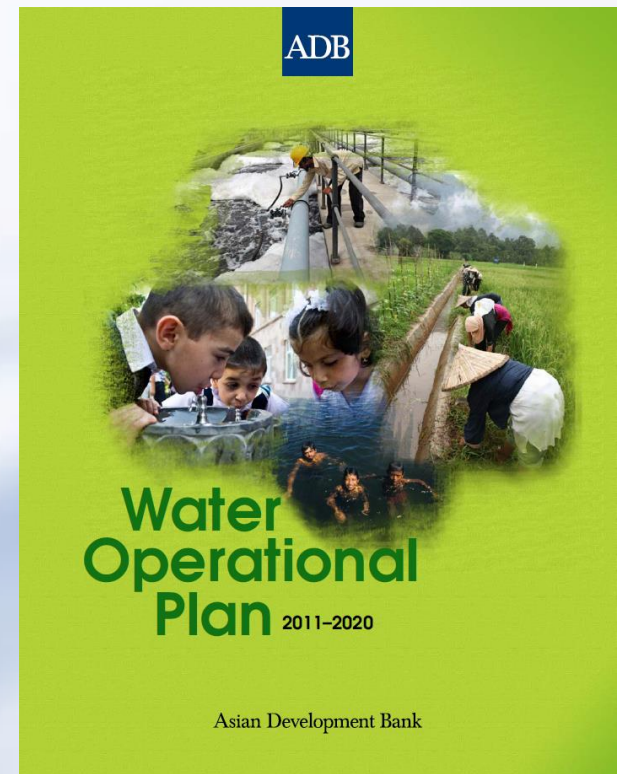
5 Key Dimensions

1. Satisfy **household** water and sanitation needs in all communities
2. Support productive **economies** in agriculture and industry
3. Develop vibrant, livable **cities** and towns
4. Restore healthy **rivers** and ecosystems
5. Build resilient **communities** that can adapt to change.



AWDO and ADB

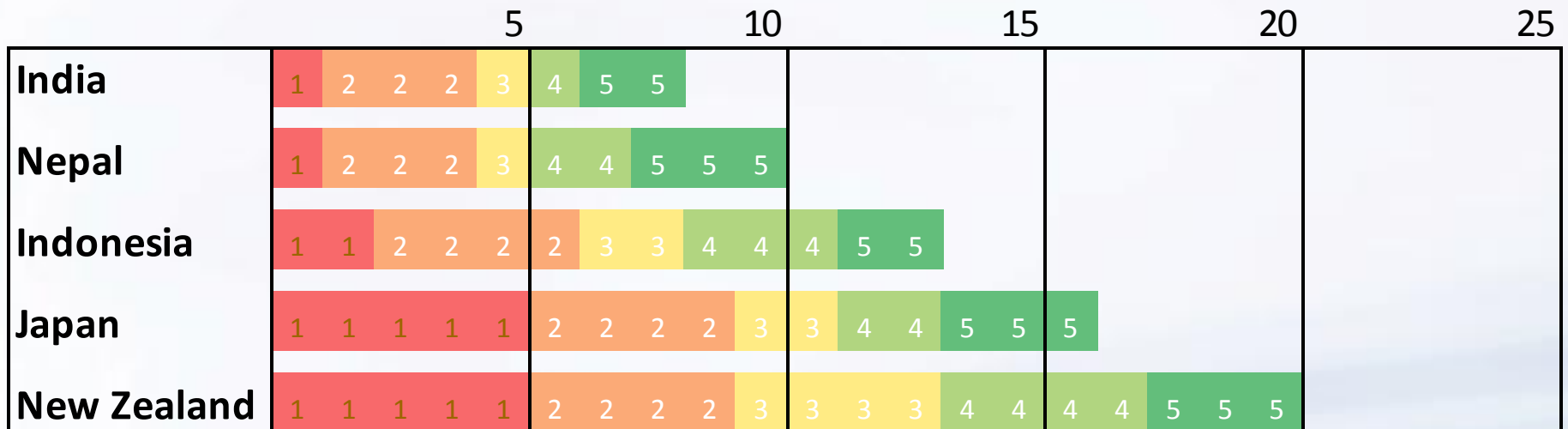
- AWDO guides ADB's Water Financing and Water Operational Plan 2011-2020, supporting
 - improved water security by investment in infrastructure and services
 - capacity development
 - knowledge sharing
 - regional cooperation



Quantifying Water Security

- Each KD is a combined measure of various 'states' of the water system
 - KD 1 = f (water supply (%), sanitation (%), DALY)
 - KD 2 = f (water productivity in agriculture, industry, and energy)
 - KD 3 = f (urban water supply (%), sanitation (%), flood)
 - KD 4 = f (pressures/threats, vulnerability/resilience)
 - KD 5 = f (exposure, vulnerability, capacity)
- Each KD is scored at a scale of 1 – 5
 - 5: Model (perfect)
 - 4: Effective
 - 3: Capable
 - 2: Engaged
 - 1: Hazardous

Total score by country (max. 25)

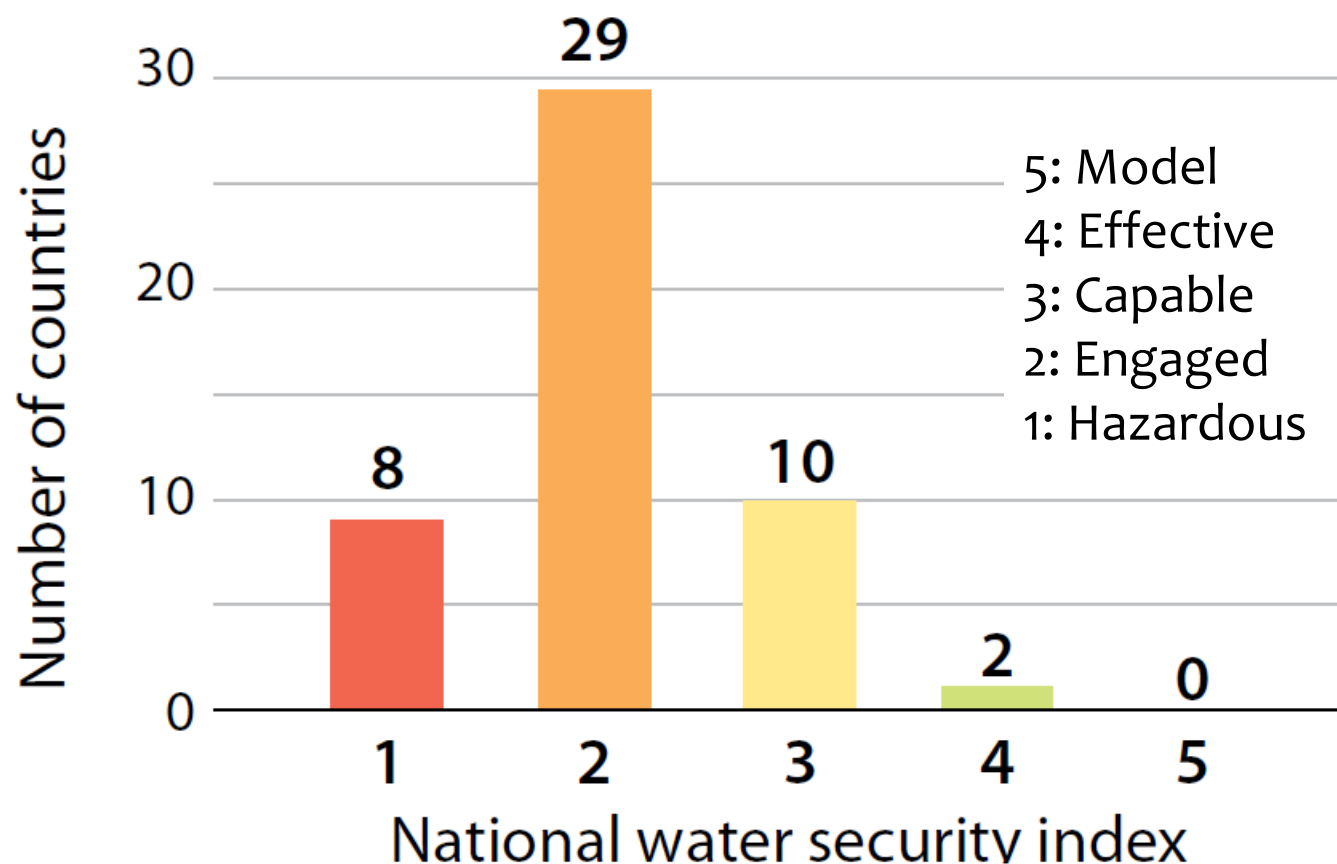


- 1 KD 1 WASH
- 2 KD 2 ECONOMIC
- 3 KD 3 CITIES
- 4 KD 4 ENVIRONMENT
- 5 KD 5 RESILIENCE

National Water Security in Asia and the Pacific

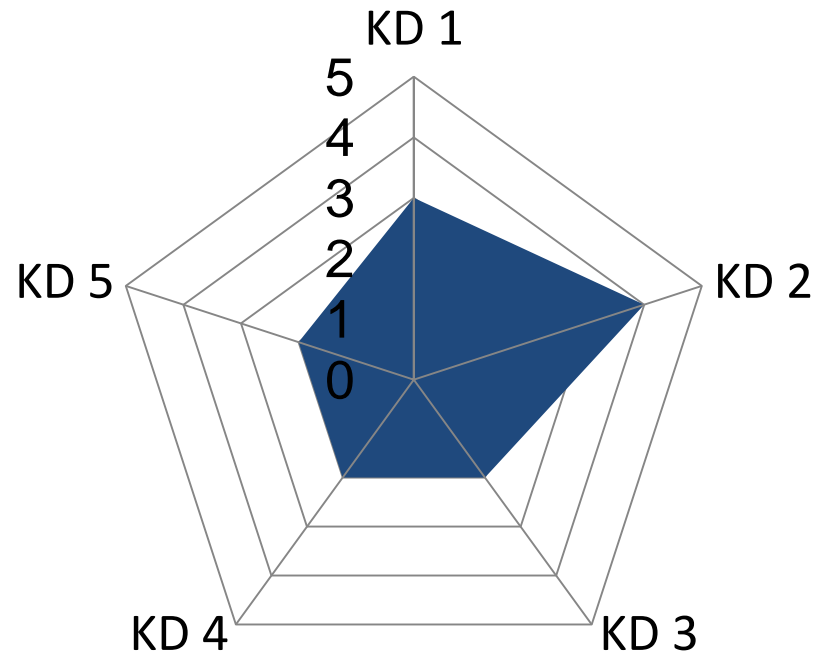


ADB



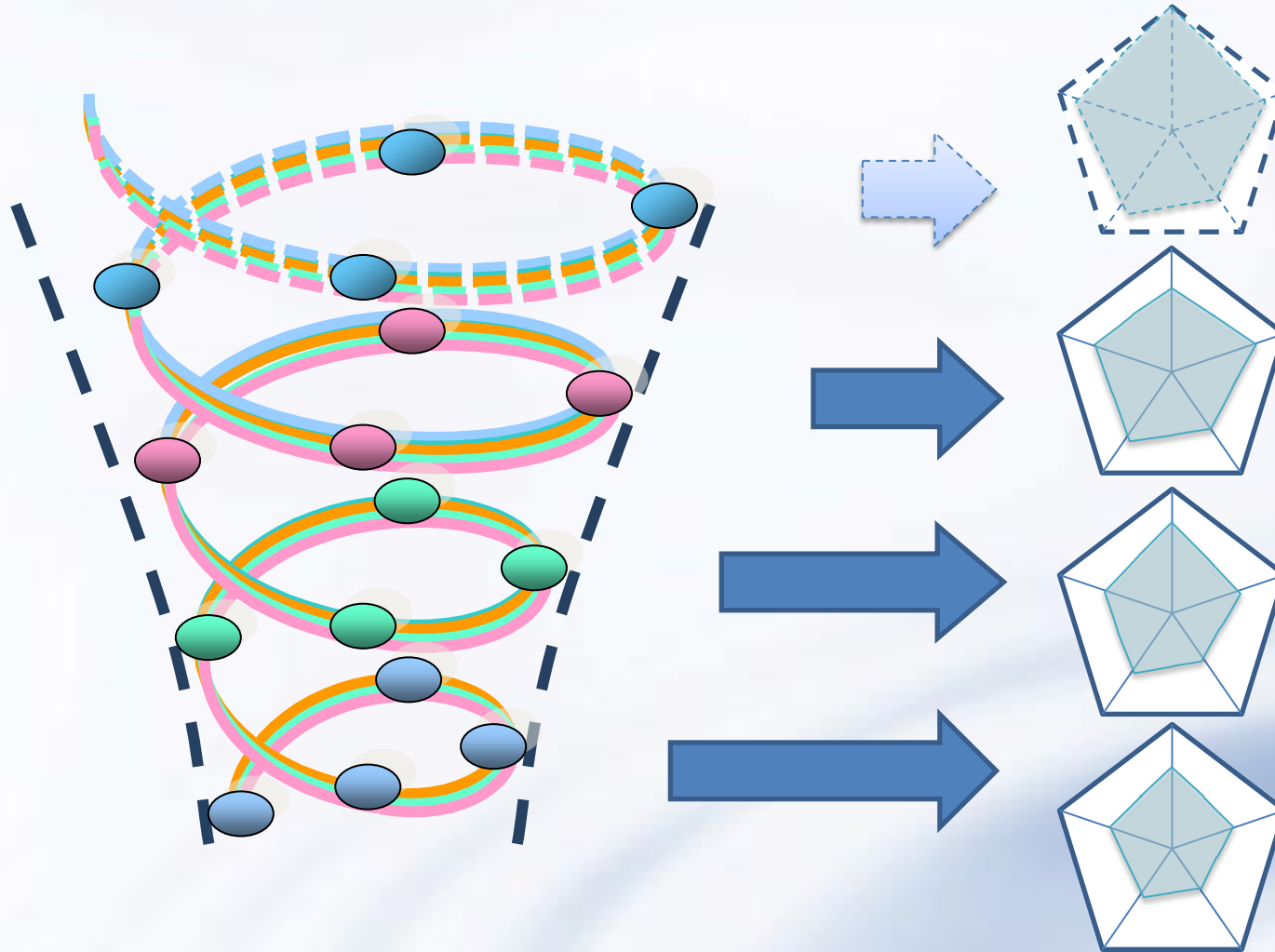
Or in a pentagram

Country x : 2.6



Water Security Assessments

How far is water security improved in IWRM process?



IWRM Spiral Model

**AWDO
Water Security Indices**

How are the regions performing

Sub-region	KD1	KD2	KD3	KD4	KD5	NWSI
Central and West Asia	2.3	3.0	1.6	1.9	2.0	2.2
East Asia	3.0	4.0	2.0	2.0	2.0	2.6
Pacific	1.5	3.5	1.8	3.5	1.8	2.4
South Asia	1.0	3.1	0.9	1.0	1.8	1.6
Southeast Asia	2.4	3.3	1.6	2.4	1.9	2.3
Advanced Economies	5.0	3.6	2.9	2.3	2.9	3.3

Key Messages

1. Generate public awareness by illustrating the impacts of water management on the quality of life and economic sustainability.
2. Helps to convince decision makers to allocate resources to improve water security.
3. Approach can be used (and are being used) in other parts of the world

AWDO 2016

- Will provide an update of AWDO 2013
 - KD's will remain the same, some criteria and data sources refined
 - link with SDG's will be made
- Target audience: public and decision makers
- Case studies will be added
- Linkage with other global initiatives will be made
- Stratified recommendations
- Future of AWDO
- Timeline for publication
 - partner / research meetings in August and December 2015
 - launch AWDO 2016 during WWW-Stockholm August 2016

Thank you